

## CX-ED1309 Series 'Universal' Electric Strike for Narrow Stile Aluminum Door Frames



### Camden's Electric Strikes offer unsurpassed flexibility and performance.

CX-ED1309 Series Grade 1 ANSI electric strikes feature 'Universal' field selection of 12/24V, AC or DC and fail safe or fail secure operation.

Specifically designed for narrow stile aluminum door frames and maximizes latch protection in store front retail commercial door applications.



BEST VALUE



BEST QUALITY

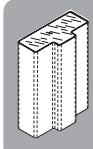
CX-ED1309 Electric Strike Body may be purchased with a separate ANSI square, ANSI round, hollow metal or wood door faceplate, with either a brushed aluminum or dark bronze finish.

CX-ED1379 packages the Strike Body with (2) ANSI round faceplates; one with brushed aluminum finish and one with dark bronze finish.

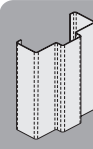
### Features

- Ideal for cylindrical or spring latch locksets in wood, hollow metal or aluminum frames
- CX-ED1379 includes two ANSI round faceplates
- Selectable Fail Safe/Fail Secure
- Selectable 12/24V, AC/DC
- 1/2" to 5/8" Latch Projection
- Easy Fit Connectors and Mounting Tabs Included
- A wide selection of aluminum and dark bronze faceplates
- 5 Year Warranty

## DOOR FRAME TYPES



WOOD  
FRAME



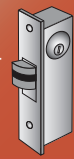
HOLLOW  
METAL  
FRAME



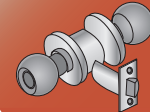
ALUMINUM  
FRAME

## COMPATIBLE LOCKSETS

SPRING  
LATCH  
LOCKSET



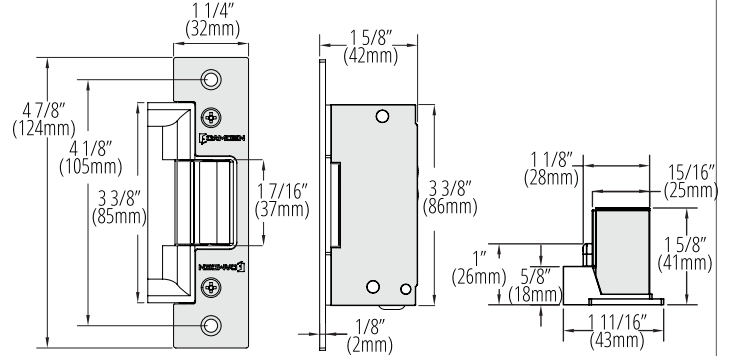
CYLINDRICAL  
LOCKSET



## SPECIFICATIONS

VOLTAGE: 12/24V AC/DC  
 CURRENT DRAW: 260mA @ 12V DC  
 150mA @ 24V DC  
 FACEPLATES: CX-ED1379: Brushed Aluminum (BHMA 628)  
 Dark Bronze (BHMA 710)  
 STATIC STRENGTH: 1,500 Lbs.  
 DYNAMIC STRENGTH: 70 Ft-Lbs.  
 ENDURANCE: 1,000,000 Cycles (Factory Test), 250,000 Cycles (UL Verified)  
 OPERATION: AC-Buzz, DC-Silent  
 DUTY: Continuous  
 DIMENSIONS: Body: 4 7/8" H x 1 11/16" W x 1 5/8" D (124mm x 43mm x 42mm)

## DIMENSIONS



## ORDERING INFORMATION

### Electric Strike with Faceplates



#### CX-ED1379

Grade 1 'Universal' Electric Strike, 12/24V AC/DC, fail safe/fail secure operation with  
 (1) CX-ESF-2 ANSI Round Faceplate - Brushed Aluminum finish  
 (1) CX-ESF-2BZ ANSI Round Faceplate - Dark Bronze finish

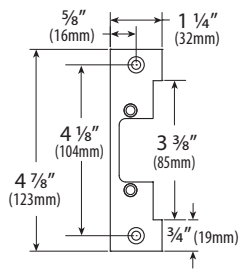


#### CX-ED1309

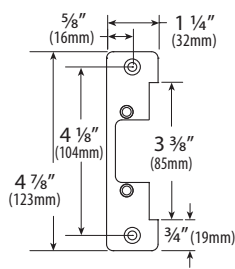
Grade 1 'Universal' Electric Strike Body, 12/24V AC/DC, fail safe/fail secure operation. Order faceplate separately.

## FACEPLATES OPTIONS

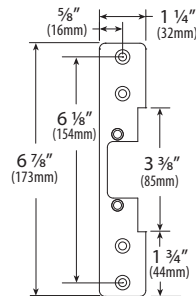
### Brushed Aluminum Finish (BHMA 628) / Dark Bronze Finish (BHMA 710)



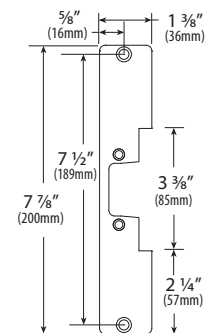
CX-ESF-1: Aluminum Finish  
 CX-ESF-1BZ: Dark Bronze Finish  
 ANSI Square



CX-ESF-2: Aluminum Finish  
 CX-ESF-2BZ: Dark Bronze Finish  
 ANSI Round



CX-ESF-3: Aluminum Finish  
 CX-ESF-3BZ: Dark Bronze Finish  
 Hollow Metal Frame



CX-ESF-4: Aluminum Finish  
 CX-ESF-4BZ: Dark Bronze Finish  
 Wood Frame

CX-ESF-2BR: Aluminum Finish  
 CX-ESF-2BR-BZ: Dark Bronze Finish  
 Radius ANSI Round

CX-ESF-3BR: Aluminum Finish  
 CX-ESF-3BR-BZ: Dark Bronze Finish  
 Radius Wood Frame