



CX-WC Series Barrier Free Restroom Control



Camden Door Controls leads the industry with a range of packages designed specifically for the control of automatic doors in restroom applications.

CX-WC Series barrier free restroom control kits include everything needed for a complete installation, including control relays, activation switches, annunciation, electric strikes and power supplies.

Camden kits also feature exclusive products not available elsewhere, including single gang LED annunciators with white-out text, Aura™ illuminated push plate switch enclosures, the option for touchless switches and a pre-wired power supply cabinet.

Features














- System kits updated to include all components; power supply, controller, activation switches, annunciation, door contact and electric strike.
- Exclusive products and features not available elsewhere.
- The widest range of design options for one or two door restrooms, including the option for touchless switch activation.
- Compatible with Camden 'CX-WEC' emergency call systems for universal restrooms.
- Specifically designed to meet the latest requirements of Ontario Reg. 368/13 Amendment to 2012 OBC for barrier free restrooms.
- 3 year warranty








CX-WC: RESTROOM CONTROL COMPONENTS

Camden Door Controls offers the industry's largest selection of control, activation and locking products specifically designed for use in any barrier free restroom control application. Each component offers the best quality and performance, backed by the best warranty in the industry.

See individual product specification sheets for a complete list of product information for each model shown.

<p>CX-33 Advanced Logic Relay Controller</p> <ul style="list-style-type: none"> • Compact design fits in automatic door operator cabinet • 5 Inputs, including a 'wet' input • 15 Operating modes with sub-modes 	<p>CX-33PS Advanced Logic Relay, 2 Amp Power Supply Cabinet and Transformer</p> <ul style="list-style-type: none"> • Pre-wired with large terminal block for easy access • Removable door with option for cabinet lock • 12/24 VDC power supply, 2 Amps (UL listed) • Short circuit and thermal overload protection 
<p>CX-EMF-2 Multi-Function Relay Controller</p> <ul style="list-style-type: none"> • Accepts up to 7 dry inputs • 5 Form C, 3 Amp relay outputs • Supports two door restroom applications • Supports flashing emergency call system annunciation & programmable door lock time 	<p>CX-EMF2PS Multi-Function Relay, 2 Amp Power Supply, Cabinet and Transformer</p> <ul style="list-style-type: none"> • Pre-wired with large terminal block for easy access • Removable door with option for cabinet lock • 12/24 VDC power supply, 2 Amps (UL listed) • Short circuit and thermal overload protection 
<p>CM-2520/4854SE1 Surface 'Push To Open' & 'Push To Lock' Combo Push Plate Switch, Blue/Green/Red Illumination and Sign</p> <ul style="list-style-type: none"> • Field selectable AURA™ illuminated enclosure and sign (idle and active) • Audible (sounder) confirmation of switch activation (selectable 'ON'/'OFF') 	<p>CM-2520/4855SE1 Flush 'Push To Open' & 'Push To Lock' Combo Push Plate Switch, Blue/Green/Red Illumination and Sign</p> <ul style="list-style-type: none"> • Field selectable AURA™ illuminated enclosure and sign (idle and active) • Audible (sounder) confirmation of switch activation (selectable 'ON'/'OFF') 
<p>CM-45/4 All-Active™ 4-1/2" Square 'Push to Open' Push Plate Switch with Wheelchair</p> <ul style="list-style-type: none"> • 4-1/2" Square heavy gauge stainless steel faceplate • UL/CSA approved switch • Rated 15 Amps @ 30 VDC 	<p>CM-400R/8 'Push to Lock' Mushroom Push Button</p> <ul style="list-style-type: none"> • Single gang, momentary N/O, 1-5/8" red button • UL/CSA approved switch • Rated 6 Amps @ 30 VDC 
<p>CM-45/454SE1 Surface 'Push To Open' Push Plate Switch with Blue/Green/Red Illumination and Sign</p> <ul style="list-style-type: none"> • Field selectable AURA™ illuminated enclosure and sign (idle and active) • Audible (sounder) confirmation of switch activation (selectable 'ON'/'OFF') 	<p>CM-45/455SE1 Flush 'Push To Open' Push Plate Switch with Blue/Green/Red Illumination and Sign</p> <ul style="list-style-type: none"> • Field selectable AURA™ illuminated enclosure and sign (idle and active) • Audible (sounder) confirmation of switch activation (selectable 'ON'/'OFF') 
<p>CM-AF500 Single Gang 'Occupied When Lit' LED Annunciator</p> <ul style="list-style-type: none"> • 'Super Bright' LEDs for high visibility, even in daylight • Text/graphics are not legible when not illuminated • Vandal and weather resistant construction 	<p>CM-AF503 Single Gang 'Occupied When Lit' Horizontal, Curved LED Annunciator</p> <ul style="list-style-type: none"> • 'Super Bright' LEDs for high visibility, even in daylight • Text/graphics are not legible when not illuminated • Vandal and weather resistant construction 
<p>CM-AF550R Double Gang Mushroom 'Push to Lock' Button and LED Annunciator</p> <ul style="list-style-type: none"> • Single gang, momentary N/O, 1-5/8" red button • Rated 6 Amps @ 30 VDC • 'Super Bright' LEDs for high visibility, even in daylight 	<p>CM-7536VR 36" Column™ Switch w/ Hands Free Sensor 'Push to Lock' Anodized Aluminum Finish and Sign</p> <ul style="list-style-type: none"> • Low profile contoured design with easy activation from any angle with push plate switch or hands free sensor • Over 94 square inches total activation area • (2) fully redundant SPDT switches, 15 Amps 




CM-331/42SW-SGLR 'Wave to Open' Touchless Switch with Green/Red Illumination and Sign	CM-331/43S-SGLR 'Wave to Lock' Touchless Switch with Green/Red Illumination and Sign
<ul style="list-style-type: none"> Adjustable standard operating range 1" - 28" Heavy duty 3 Amp relays 'Super Bright' LED light ring with field selectable illumination (idle and active) 	<ul style="list-style-type: none"> Adjustable standard operating range 1" - 28" Heavy duty 3 Amp relays 'Super Bright' LED light ring with field selectable illumination (idle and active) 
CM-325/42SW Short Range Touchless Switch	CX-ED2079 'Universal' Grade 2 Electric Strike
<ul style="list-style-type: none"> 1" Adjustable operating range with immunity to false activations Heavy duty 3 Amp relays Selectable fail safe/fail secure operation 	<ul style="list-style-type: none"> Compatible with cylindrical locksets with 1/2" – 5/8" latch projection 'Universal' 12/24V, AC/DC, operation, fail safe/fail secure 3 Stainless steel faceplates included 
CX-MDA Magnetic Door Contact	
<ul style="list-style-type: none"> Surface, SPST contact 15/16" (23mm) gap 	

CX-WC: RESTROOM CONTROL KITS

Camden has an extensive range of advanced barrier free restroom control kits that include all the components you need for a complete installation, including relay control, push plate switches, 'occupied' and 'locked' status annunciation, electric strikes and power supplies. In addition to single door restroom kits using push plate switches, Camden also offers the convenience of restroom kits using touchless switches, and even kits for restrooms with two doors!

CX-WC11ASM-PS: Surface Mount Pushbutton and Annunciator System	
<ul style="list-style-type: none"> (1) CX-33PS Advanced Logic relay, 2 amp power supply, cabinet and transformer (2) CM-45/4 Push plate switches with wheelchair and 'PUSH TO OPEN', blue text (2) CM-43LP Surface square mounting boxes (1) CM-400R/8 Single gang, N/O contacts; red mushroom push button; 'PUSH TO LOCK', black text 	<ul style="list-style-type: none"> (1) CM-AF500 Single gang LED illuminated annunciator (2) CM-34BL Single gang surface boxes (1) CX-ED2079 Grade 2 ANSI electric strike with 3 faceplates (1) CX-MDA Magnetic contact, surface, SPST, white <p>Add suffix 'F' to model number for French language</p>
CX-WC11AFM-PS: Flush Mount Pushbutton and Annunciator System	
<ul style="list-style-type: none"> (1) CX-33PS Advanced Logic relay, 2 amp power supply, cabinet and transformer (2) CM-45/4 Push plate switches with wheelchair and 'PUSH TO OPEN', blue text (1) CM-400R/8 Single gang, N/O contacts; red mushroom push button; 'PUSH TO LOCK', black text 	<ul style="list-style-type: none"> (1) CM-AF500 Single gang LED illuminated annunciator (1) CX-ED2079 Grade 2 ANSI electric strike with 3 faceplates (1) CX-MDA Magnetic contact, surface, SPST, white <p>Add suffix 'F' to model number for French language</p>
CX-WC13AXSM-PS: Surface Mount Combo Illuminated Push Plate System	
<ul style="list-style-type: none"> (1) CX-33PS Advanced Logic relay, 2 amp power supply, Cabinet and Transformer (1) CM-2520/4854SE1 Combo switch, 2" x 4" 'PUSH TO OPEN' & 'PUSH TO LOCK', Surface mount AURA™ illuminated enclosure and sign 	<ul style="list-style-type: none"> (1) CM-45/454SE1 4-1/2" Push plate switch, wheelchair & 'PUSH TO OPEN' with Surface mount AURA™ illuminated enclosure and sign (1) CX-ED2079 Grade 2 ANSI electric strike with 3 faceplates (1) CX-MDA Magnetic contact, surface, SPST, white <p>Add suffix 'F' to model number for French language</p>



CX-WC13AXFM-PS: Flush Mount Combo Illuminated Push Plate System

- | | |
|--|---|
| (1) CX-33PS Advanced Logic relay, 2 amp power supply, cabinet and transformer | (1) CM-45/455SE1 4-1/2" Push plate switch, wheelchair & 'PUSH TO OPEN' with Flush mount AURA™ illuminated enclosure and sign |
| (1) CM-2520/4855SE1 Combo switch, 2" x 4" 'PUSH TO OPEN' & 'PUSH TO LOCK', Flush mount AURA™ illuminated enclosure and sign | (1) CX-ED2079 Grade 2 ANSI electric strike with 3 faceplates |
| | (1) CX-MDA Magnetic contact, surface, SPST, white |
- Add suffix 'F' to model number for French language



CX-WC14AXSM-PS: Surface Mount Two Door Restroom System

- | | |
|--|---|
| (1) CX-EMF2PS Multi-function relay, 2 amp power supply, cabinet and transformer | (2) CM-45/454SE1 4-1/2" Push plate switches, wheelchair & 'PUSH TO OPEN' with Surface mount AURA™ illuminated enclosure and sign |
| (2) CM-2520/4854SE1 Combo switches, 2" x 4" 'PUSH TO OPEN' & 'PUSH TO LOCK', Surface mount AURA™ illuminated enclosure and sign | (2) CX-ED2079 Grade 2 ANSI electric strikes with 3 faceplates |
| | (2) CX-MDA Magnetic contacts, surface, SPST, white |
- Add suffix 'F' to model number for French language



CX-WC14AXFM-PS: Flush Mount Two Door Restroom System

- | | |
|--|---|
| (1) CX-EMF2PS Multi-function relay, 2 amp power supply, cabinet and transformer | (2) CM-45/455SE1 4-1/2" Push plate switches, wheelchair & 'PUSH TO OPEN' with Flush mount AURA™ illuminated enclosure and sign |
| (2) CM-2520/4855SE1 Combo switches, 2" x 4" 'PUSH TO OPEN' & 'PUSH TO LOCK', Flush mount AURA™ illuminated enclosure and sign | (2) CX-ED2079 Grade 2 ANSI electric strikes with 3 faceplates |
| | (2) CX-MDA Magnetic contacts, surface, SPST, white |
- Add suffix 'F' to model number for French language



CX-WC16-PS: Touchless Switch Restroom System

- | | |
|--|--|
| (1) CX-33PS Advanced Logic relay, 2 amp power supply, cabinet and transformer | (1) CM-331/42SW-SGLR Wired touchless switch, 1 relay, hand icon, 'WAVE TO OPEN' text and wheelchair symbol; double gang stainless steel faceplate, light ring and stainless steel faceplate |
| (1) CM-331/43S-SGLR Wired touchless switch, 1 relay, hand icon and 'WAVE TO LOCK', light ring and single gang stainless steel faceplate. Red/Green/Blue controlled by switch or remotely. | (1) CM-325/42SW Wired 'SHORT RANGE' touchless switch, 1 relay, hand icon, 'WAVE TO OPEN' text and wheelchair symbol, double gang stainless steel faceplate |
| (1) CX-ED2079 Grade 2 ANSI electric strike with 3 faceplates | (1) CX-MDA Magnetic contact, surface, SPST, white |
- Add suffix 'F' to model number for French language



CX-WC17VR-PS: Column™ Switch with Sensor Restroom System

- | | |
|--|---|
| (1) CX-33PS Advanced Logic relay, 2 amp power supply, cabinet and transformer | (2) CM-7536VR/4 'PUSH TO OPEN' 36" Column™ switches with hands free sensor, anodized aluminum finish and sign |
| (1) CX-ED2079 Grade 2 ANSI electric strike with 3 faceplates | (1) CM-7536VR/8B 'PUSH TO LOCK' (Red) 36" Column™ switch with hands free sensor, anodized aluminum finish and sign |
| (1) CX-MDA Magnetic contact, surface, SPST, white | Add Suffix 'F' to model number for French language |



For a complete list of all Barrier Free Restroom Control kits, visit our website or contact Camden's customer service at (877) 226-3369.

CAMDEN DOOR CONTROLS **Opening New Doors to Innovation, Quality and Support!**

5502 Timberlea Blvd. Mississauga, ON Canada L4W 2T7 • Toll Free: 1 877 226-3369 (CAMDEN9)
Tel: (905) 366-3377 • Fax: (905) 366-3378 • E-mail: info@camdencontrols.com • www.camdencontrols.com

