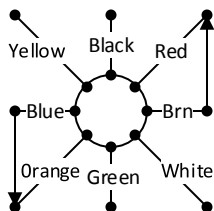
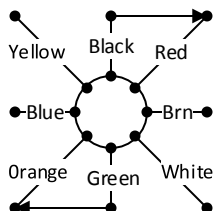


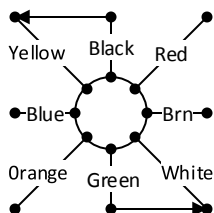
**CONTACT ARRANGEMENT**



Pos 1  
**OFF**



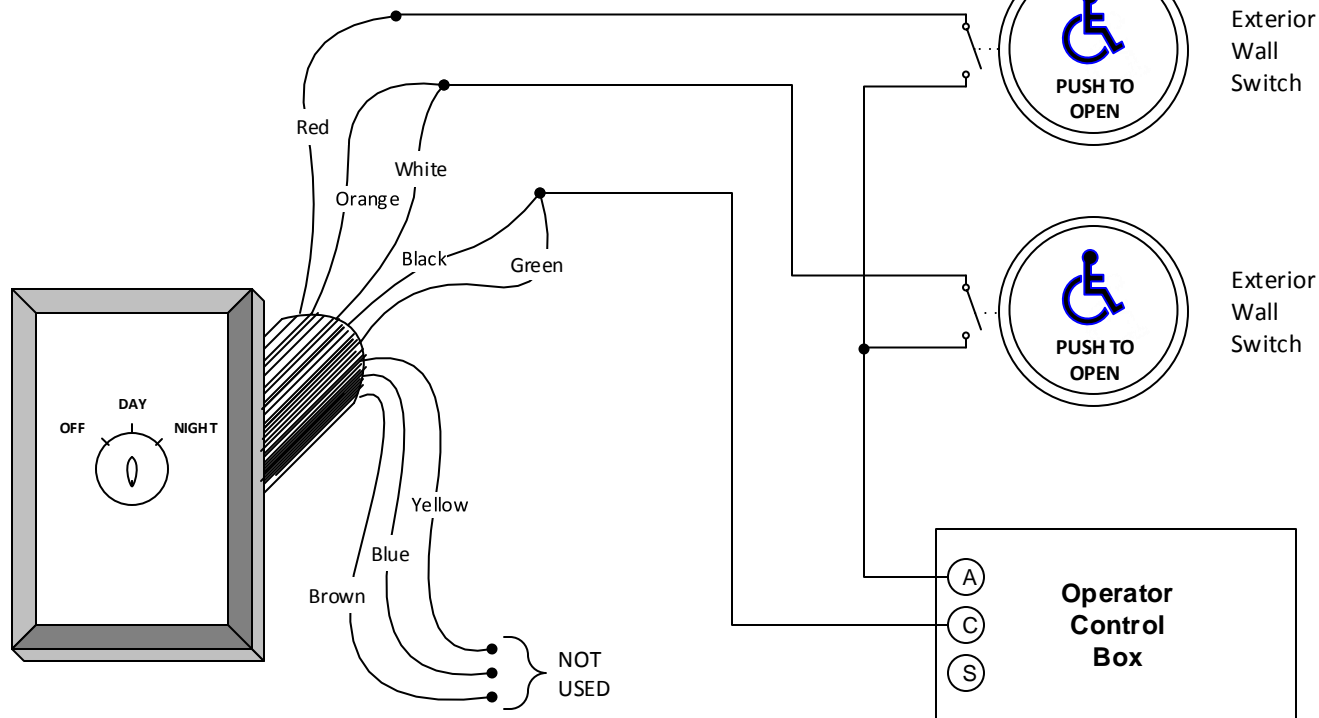
Pos 2  
**DAY**



Pos 3  
**NIGHT**



ARROW INDICATES CONTACT CLOSURE



**TYPICAL WIRING DIAGRAM**

SINGLE SWING DOOR

**SPECIFICATIONS**

- Contact Rating : 4 amps @ 125VAC
- 4 Tumbler Lock
- All locks keyed alike
- Key removable in all positions
- Switch Depth: 1 1/4"
- Frame hole diameter: 1 1/8" min.



**Camden Door Controls**

5502 Timberlea Blvd.  
Mississauga, Ontario  
L4W 2T7

SCALE: NONE

DRAWN BY: DGW

DATE: 05/16/03

REVISED: 10/06/14

**Three Position Keyswitch (CM-160/170/180 -23)**

DRAWING No: 40-82B005

FILENAME: CM\_160\_23.vsd