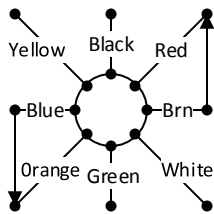
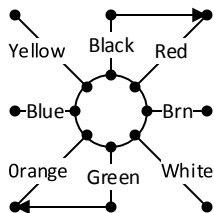


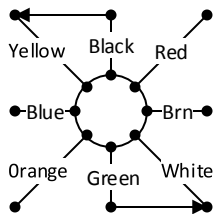
CONTACT ARRANGEMENT



Pos 1
AUTO



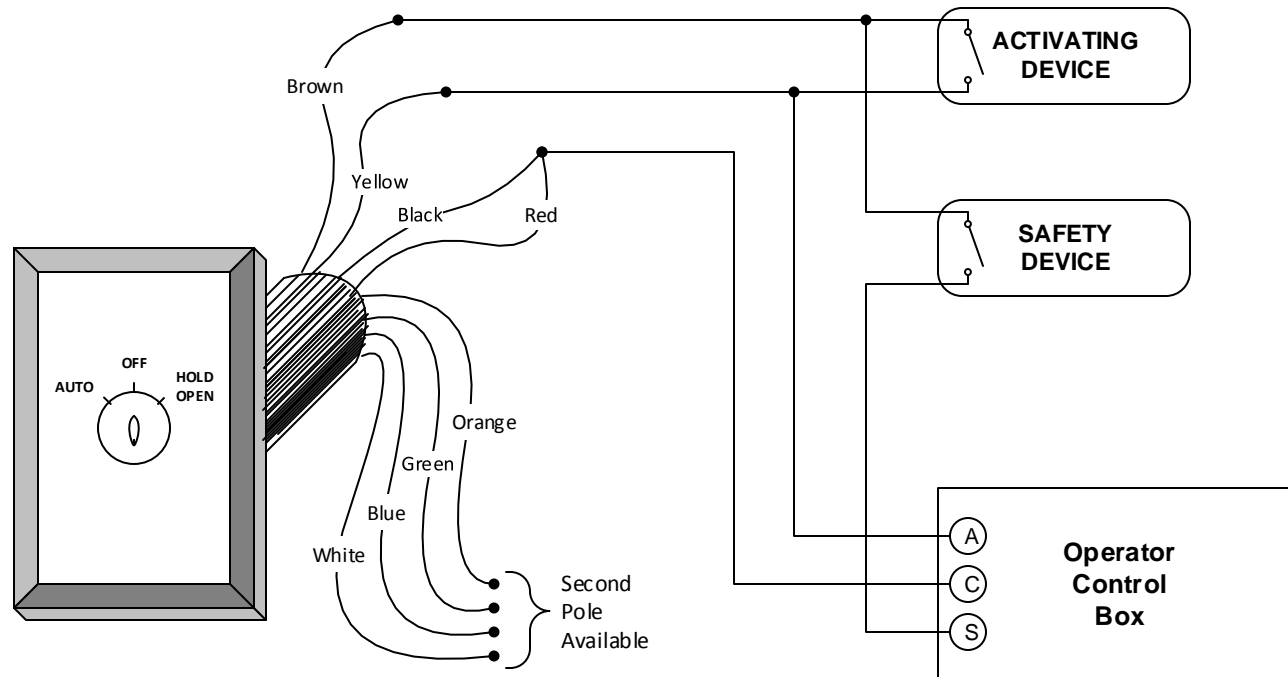
Pos 2
OFF



Pos 3
HOLD-OPEN



ARROW INDICATES CONTACT CLOSURE



TYPICAL WIRING DIAGRAM

SINGLE SWING DOOR

SPECIFICATIONS

- Contact Rating : 4 amps @ 125VAC
- 4 Tumbler Lock
- All locks keyed alike
- Key removable in all positions
- Switch Depth: 1 1/4"
- Frame hole diameter: 1 1/8" min.



Camden Door Controls

5502 Timberlea Blvd.
Mississauga, Ontario
L4W 2T7

SCALE: NONE

DRAWN BY: DGW

DATE: 05/16/03

REVISED: .10/06/14

Three Position Keyswitch (CM-160/170/180 -22)

DRAWING No: 40-82B004

FILENAME: CM_160_22.vsd