

# Column™ 36" Tall Push Plate Switches



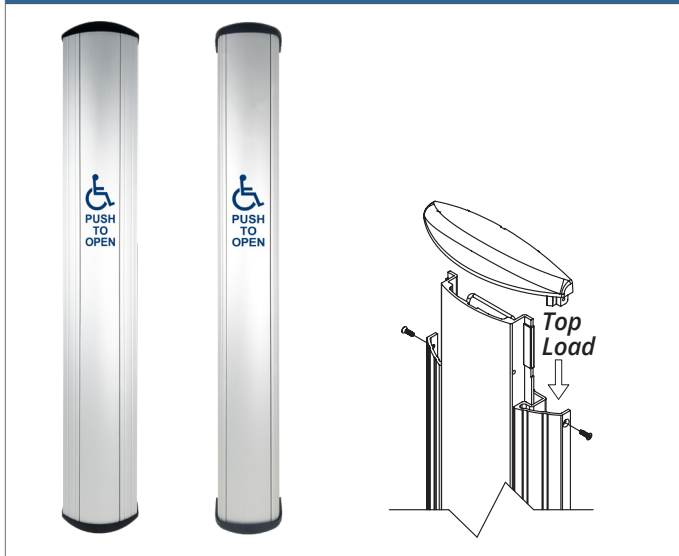
Listed  
Components



Compliant



## TOP LOAD 6" WIDE - CM-75 SERIES 4.5" WIDE - CM-74 SERIES



Camden **CM-74 & CM-75 Series** 'Top Load' Column™ push plate switches are surface-mounted and designed for use when there is no obstruction above the installed unit. These switches are unique with surface mounting without a back box. Option for a 6" wide stainless steel model.

### Features

- OBC, NBC, & CSA compliant. 1-1/2" (12.7mm) deep (Stainless Steel model not CSA compliant)
- Option for built-in touchless activation sensor
- Option for Kinetic™ or Lazerpoint wireless
- Surface mount with leveling screws (no back box)


## SIDE LOAD 6" WIDE - CM-85 SERIES 4.5" WIDE - CM-84 SERIES



Camden **CM-84 & CM-85 Series** 'Side Load' Column™ push plate switches feature a two-piece construction with a surface-mount back box and are designed for use when an obstruction above the installed unit prevents the installation of a 'Top Load' model.

### Features

- 2-1/4" (32mm) deep with CSA compliant activation plate
- Heavy-duty extruded aluminum construction
- Option for built-in touchless activation sensor
- Option for Kinetic™ or Lazerpoint wireless
- Surface mount with back box



## SPECIFICATIONS

VOLTAGE: **Standard Models:** N/A  
**VR Models:** 12-24 VDC +/- 10%

CONTACT RATING: **Standard Models:** 15 Amps @ 30 VDC  
**VR Models:** 1 Amp @ 30 VDC

CONTACT TYPE: **Standard Models:** SPDT Momentary, Form 'C'  
**VR Models:** Common / N.O. / N.C.  
*Optional DPDT Switch. DPDT switches not available.  
 Use Camden CX-IRB relay if required.*

## MODELS

### TOP LOAD - 4.5" WIDE

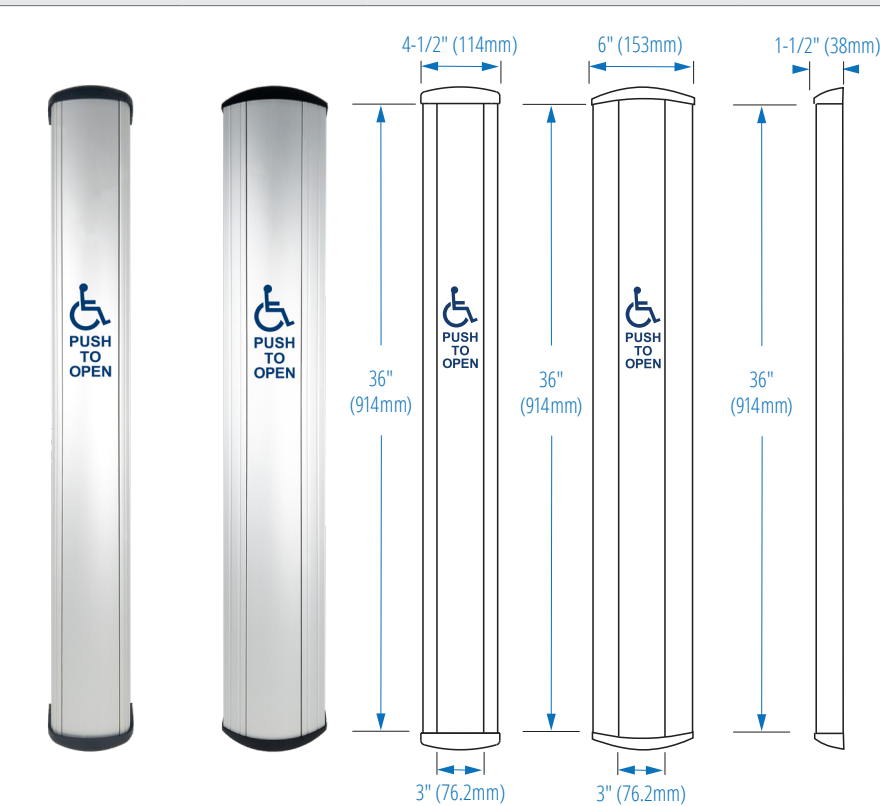
<b>CM-7436</b>	36" x 4" Column™ aluminum push plate switch, anodized clear finish
<b>CM-7436VR</b>	36" x 4" Column™ aluminum push plate switch with hands-free sensor, anodized clear finish
<b>CM-7436K</b>	36" x 4" Column™ aluminum push plate switch, anodized clear finish with built-in Kinetic no-battery wireless transmitter, receiver required

### TOP LOAD - 6" WIDE

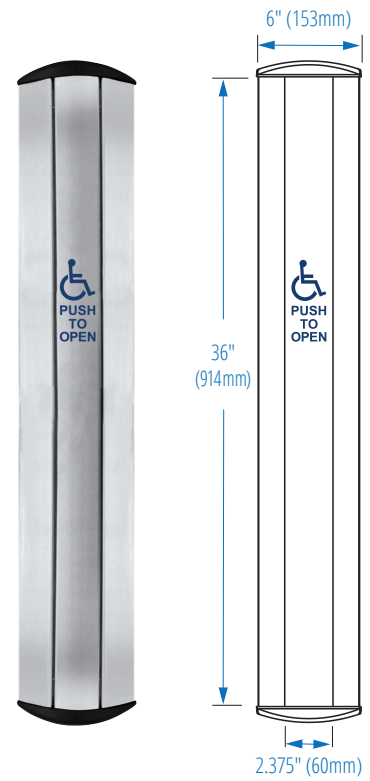
<b>CM-7536</b>	36" x 6" Column™ aluminum push plate switch, anodized clear finish
<b>CM-7536VR</b>	36" x 6" Column™ aluminum push plate switch with hands-free sensor, anodized clear finish
<b>CM-7536K</b>	36" x 6" Column™ aluminum push plate switch, anodized clear finish with built-in Kinetic no-battery wireless transmitter, receiver required
<b>CM-7536SS</b>	36" x 6" Column™ stainless steel push plate switch, brushed stainless steel finish
<b>CM-7536SSK</b>	36" x 6" Column™ stainless steel push plate switch, brushed stainless steel finish with built-in Kinetic no-battery wireless transmitter, receiver required

## TOP LOAD COLUMN™ SWITCH DIMENSIONS & IMAGES

### ALUMINUM MODELS



### STAINLESS STEEL MODELS



CM-7436/4

CM-7536/4

4" Top Load  
Dimensions


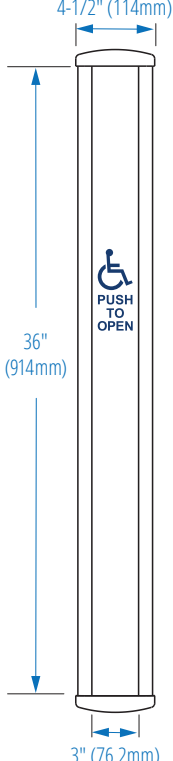
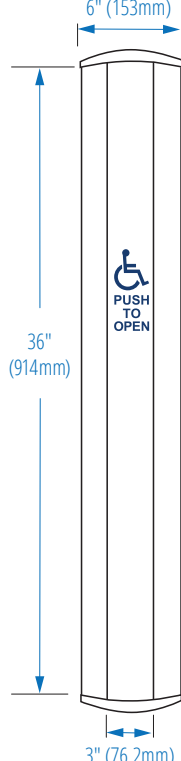
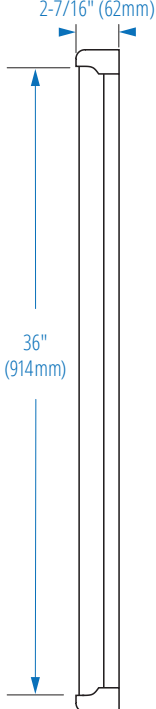
6.5" Top Load  
Dimensions




Top Load Side  
View Dimensions

CM-7536SS/4

CM-7536SS/4  
Dimensions

MODELS	
SIDE LOAD – 4.5" WIDE	
<b>CM-8436</b>	36" x 4" Column™ aluminum side load push plate switch, anodized clear finish
<b>CM-8436VR</b>	36" x 4" Column™ aluminum side load push plate switch with hands-free sensor, anodized clear finish
<b>CM-8436K</b>	36" x 4" Column™ aluminum side load push plate switch, anodized clear finish with built-in Kinetic no-battery wireless transmitter, receiver required
SIDE LOAD - 6" WIDE	
<b>CM-8536</b>	36" x 6" Column™ aluminum side load push plate switch, anodized clear finish
<b>CM-8536VR</b>	36" x 6" Column™ aluminum side load push plate switch with hands-free sensor, anodized clear finish
<b>CM-8536K</b>	36" x 6" Column™ aluminum side load push plate switch, anodized clear finish with built-in Kinetic no-battery wireless transmitter, receiver required

SIDE LOAD COLUMN™ SWITCH DIMENSIONS & IMAGES				
				
				
<b>CM-8436/4</b>	<b>CM-8536/4</b>	<b>4" Side Load Dimensions</b>	<b>6.5" Side Load Dimensions</b>	<b>Side Load Side View Dimensions</b>

ARCHITECTURAL FINISHES		WIRELESS RECEIVERS (Order separately)	
 <b>CM-BRZ</b>	Suffix '-BRZ' for anodized dark bronze finish (BHMA 710, 313AN)	<b>CM-RX-90</b>	Kinetic by Camden™ and Lazerpoint™ compatible receiver
 <b>CM-BLK</b>	Suffix '-BLU' anodized black finish (BHMA 711)	<b>CM-RX-91</b>	Lazerpoint™ compatible single relay receiver
 <b>CM-BLU</b>	Suffix '-BLU' for anodized blue finish	<b>CM-RX-92</b>	Lazerpoint™ compatible dual relay receiver

BATTERY POWERED WIRELESS TRANSMITTER		WATERPROOFING OPTION	
<b>-TX</b>	(1) CM-TX-9 Lazerpoint™ wireless transmitter with alkaline battery pack, mounted in Column™ switch cap	<b>-WT</b>	Add '-WT' to Product # for Boot & Water Tight Coating
<b>-TXL2</b>	(1) CM-TX-9 Lazerpoint™ wireless transmitter with lithium battery pack, mounted in Column™ switch cap		



## FACEPLATE GRAPHIC OPTIONS (Add suffix to model number, Add suffix 'F' for French, 'FE' for bilingual, 'SP' for Spanish)



CM-xx/1



CM-xx/2



CM-xx/A2



CM-xx/3



CM-xx/4



CM-xx/4F



CM-xx/4FE



CM-xx/A4



CM-xx/2AR



CM-xx/2AL



CM-xx/4AL



CM-xx/20



CM-xx/20AL



CM-xx/20AR



CM-xx/40



CM-xx/80



CM-xx/A20



CM-xx/A40



CM-xx/4AR



CM-xx/8C



CM-xx/8B



CM-xx/20



CM-xx/20AL



CM-xx/20AR



CM-xx/40



CM-xx/80



CM-xx/A20



CM-xx/A40

NOTE: VR Models Include Surewave™ Waving Hand Icon

## SURFACE MOUNTING BOXES FOR CM-75 SERIES

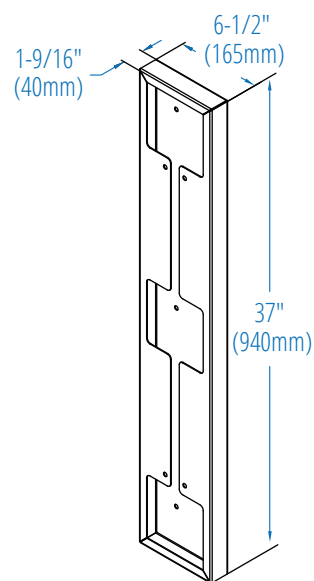
**CM-75SB** Surface Mount, Powder Coated Electrical Gray, 16-Gauge Steel

**CM-75SB-BK** Surface Mount, Powder Coated Black, 16-Gauge Steel



## SURFACE BOX DIMENSIONS

**CM-75SB / CM-75SB-BK**



Opening New Doors to Innovation, Quality, and Support!

2395 Skymark Ave, Mississauga, ON Canada L4W 4Y6 • Toll Free: 1(877) 226-3369 (CAMDEN9)

Tel: (905) 366-3377 | Fax: (905) 366-3378 | E-mail: [info@camdencontrols.com](mailto:info@camdencontrols.com) | [www.camdencontrols.com](http://www.camdencontrols.com)



Certified ISO 9001:2015

Part #: MKTG-LIT-SP-COLUMN5W